




➔ EXPLORE YOUR CAREER OPTIONS



TRAINING FOR CAREERS IN HIGH DEMAND!



M-DCPS does not discriminate on the basis of race, color, ethnic or national origin, religion, marital status, disability, genetic information, age, political beliefs, sexual orientation, gender, gender identity, social and family background, linguistic preference, pregnancy, citizenship status, FMLA or any other basis prohibited by law in its educational programs, services, activities, admissions or in its hiring and employment practices. Please refer to School Board Policies 1362, 1362.02, 3362, 3362.02, 4362, 4362.02, 5517 and 5517.02 for more information. For additional information about Title IX or any other discrimination/harassment concerns, contact the U.S. Department of Education Assistant Secretary for Civil Rights and/or: Executive Director/Title IX Coordinator, Office of Civil Rights Compliance, 155 NE 15 Street, Suite P-104E, Miami, Florida 33132; PH: 305-995-1580; E-mail: cr@dadeschools.net; Website: <http://hrdadeschools.net/civilrights>. The District also provides equal access to its facilities, as required by the Boy Scouts of America Equal Access Act.

FOR MORE INFORMATION CALL:
305-558-8000
CAREERINAYEAR.COM ▶

AVERAGE EARNINGS IN FLORIDA

CAREERS	Average Salary	Average Hourly Pay	Average Paycheck (AFTER Taxes)	Calculated Daily Take-home Pay
Advanced Automotive Service Technology	\$75,000*	\$36.06	\$2,409.00	\$240.90
Air Conditioning /HVAC Technician (Local Union CBA info available)	\$45,450	\$21.85	\$1,543.00	\$154.30
Automotive Collision Technician	\$49,890	\$23.99	\$1,673.00	\$167.30
Automotive Service Technician	\$43,860	\$21.09	\$1,496.00	\$149.60
Aircraft Mechanics & Service Technician	\$68,120	\$32.32	\$2,207.00	\$220.70
Avionics Systems Technician	\$58,910	\$28.32	\$1,937.00	\$193.70
Baking and Pastry Chef	\$30,160	\$14.18	\$1,037.00	\$103.70
Biomedical Equipment Repairer	\$51,460	\$24.74	\$1,719.00	\$171.90
Central Sterile Processing Technician (Medical Equipment Preparers)	\$32,650	\$15.70	\$1,120.00	\$112.00
Child Care Provider	\$31,530	\$15.16	\$1,083.00	\$108.30
Commercial Artist (Graphic Designer)	\$51,790	\$24.81	\$1,723.00	\$172.30
Commercial Truck Driver/CDL	\$43,140	\$20.74	\$1,472.00	\$147.20
Computer & IT User Support Specialist	\$51,420	\$24.90	\$1,728.00	\$172.80
Computer Network Support Specialist	\$66,030	\$31.75	\$2,146.00	\$214.60
Cosmetologist	\$30,440	\$14.63	\$1,046.00	\$104.60
Culinary Arts (Chef)	\$55,330	\$26.60	\$1,832.00	\$183.20
Dental Assistant	\$41,170	\$19.79	\$1,406.00	\$140.60
Diesel Systems Technician	\$49,920	\$24.00	\$1,674.00	\$167.40
Dietetic Management & Supervision	\$61,630	\$29.63	\$2,017.00	\$201.70
Digital Media/Multimedia Design	\$67,810	\$32.60	\$2,198.00	\$219.80
Electrical and Instrumentation Technician	\$48,000*	\$28.97	\$1,617.00	\$161.70
Electrician Helper	\$31,210	\$15.01	\$1,072.00	\$107.20
Electronic System Technician	\$62,020	\$29.82	\$2,028.00	\$202.80
Facial Specialist	\$36,090	\$17.35	\$1,235.00	\$123.50
Fashion Designer	\$62,570	\$30.08	\$2,044.00	\$204.40
Heavy Equipment Operator	\$42,520	\$20.44	\$1,333.00	\$133.30
Licensed Practical Nurse	\$46,710	\$22.46	\$1,579.00	\$157.90
Major Appliance & Refrigeration Technician	\$37,130	\$17.85	\$1,270.00	\$127.00
Marine Service Technician	\$50,100	\$24.09	\$1,679.00	\$167.90
Medical Assistant	\$34,800	\$16.31	\$1,192.00	\$119.20
Medical Coder/Biller	\$41,340	\$19.87	\$1,411.00	\$141.10
Nail Specialist	\$28,660	\$13.78	\$987.00	\$98.70
Network & Computer Systems Administrator	\$82,570	\$39.70	\$2,631.00	\$263.10
Patient Care Technician	\$28,660	\$13.78	\$987.00	\$98.70
Pharmacy Technician	\$34,880	\$16.77	\$1,195.00	\$119.50
Phlebotomy Aide	\$34,710	\$16.78	\$1,189.00	\$118.90
Plumber Helper	\$31,290	\$15.04	\$1,075.00	\$107.50
Surgical Technologist	\$46,710	\$22.46	\$1,579.00	\$157.90
Web Developer	\$67,810	\$32.60	\$2,198.00	\$219.80
Welder	\$43,780	\$21.05	\$1,493.00	\$149.30

For comparison, someone making \$9.25/hr earns:

\$19,240

\$638.12

(FL min. wage is \$8.65/hr)

Sources: Bureau of Labor Statistics, U.S. Department of Labor, Occupational Outlook Handbook <https://www.bls.gov/ooh>
Internal Revenue Service, U.S. Department of Treasury (January 2018)
<https://www.irs.gov/pub/irs-pdf/n1036.pdf>

*Related Industry

UPDATED AUGUST 2021

